

SPECIALISE

MADE TO MEASURE

INNOVATION

PERFORMANCE

EVOLUTION

PROGRESS

TOTAL CONTROL

BRUSHLESS

ADVANCED RADIOLOGY

INTEGRATION

WIRELESS

MULTIMEDIA

UPGRADABLE



CLASSE A7 PLUS



**Stabilimento / Plant**

Via Bicocca, 14/c  
40026 Imola - Bo (Italy)  
tel. +39 0542 653441  
fax +39 0542 653601

**Sede legale ed amministrativa**

**Headquarters**

Cefla s.c.  
Via Selice Provinciale, 23/a  
40026 Imola - Bo (Italy)  
tel. +39 0542 653111  
fax +39 0542 653344  
[www.anthos.com](http://www.anthos.com)

02/2015 ACL7GB151S00  
Our policy of constant technological upgrading means that technical specifications may be subject to change without prior notice.



CLASSE A7 PLUS



**A7**

TANGIBLE TECHNOLOGY

**A7**



PERFECT CONTROL ALSO  
MEANS THE DENTIST  
CAN MAKE THE VERY MOST OF  
THE AVAILABLE TECHNOLOGY.  
ONLY THROUGH INTELLIGENT,  
FLEXIBLE CONTROL DEVICES  
CAN EASY ACCESS  
TO HIGH-LEVEL PERFORMANCE BE  
ACHIEVED: WHICH EXPLAINS  
WHY ALL ANTHOS INNOVATION  
PROCESSES PAY PARTICULARLY  
CAREFUL ATTENTION  
TO CONTROL DEVICES.



The instrument control panel with Smart Touch display and tilted patient chair control keypad provides intuitive, ergonomic control. The panel gives access to the nerve centre of the dental unit where sophisticated software allows precise management of all integrated system parameters. Numerous personalised settings are available and all instruments, hygiene systems and peripheral devices are ready for use at any time.

The small hand-held digital control for the high frequency X-ray unit allows the dentist to pilot the entire integrated X-ray system. Using just four keys, the entire acquisition process is reduced to a short, user-friendly command sequence. Since there are no other control panels other than the hand-held one, X-ray system installation is simple and immediate.



Likewise, the wireless foot control is also a highly evolved device, giving enhanced working control without the hindrance of connection leads. Some foot control functions can also be personalised via the dental unit software.

FOCUSING ON TECHNOLOGY

A7.

TO ENSURE DENTISTS OBTAIN THE FULL BENEFIT OF BOTH TECHNOLOGY AND INSTRUMENTS, ANTHOS HAS DEVELOPED TWO TYPES OF CONTROL PANEL VIA WHICH THE USER INTERACTS WITH THE DENTAL UNIT SOFTWARE. BOTH PROVIDE A COMPREHENSIVE TWO-WAY INTERFACE ILLUSTRATING ALL INTEGRATED SYSTEM DATA AND ALLOW DENTISTS TO CONTROL DEVICES SUPPORTED BY THE INTEGRATED TECHNOLOGY. THE INSTRUMENT CONTROL PANEL IS THEREFORE THE HEART AND MIND OF THE DENTAL UNIT.



Featuring both touch screen and keypad, the Smart Touch control panel is installed as standard on the Classe A7 Plus. Apart from patient chair control, which is executed via the keypad, all instrument and hygiene device parameters are managed directly via the Smart Touch display.

The optional Full Touch instrument panel consists entirely of a large glass touch screen. This interface gives the dentist access to all the dental unit functions, with sophisticated software providing control over system and instrument parameters. With easy-to-read icons and outstanding user-friendliness, comprehensive control of the dental unit is always at your fingertips.

Because the instrument control panel also provides extensive data on dental unit status, the dentist is constantly informed with regard to peripheral device connection, hygiene device settings and personal settings.



TECHNOLOGY  
COMES TO LIFE

A7.



THE LATEST  
TECHNOLOGICAL DEVELOPMENTS ON  
THE FULL TOUCH INTERFACE HAVE  
ALLOWED ANTHOS  
TO BOOST THE POTENTIAL OF  
THE DENTAL UNIT CONSIDERABLY BY  
ACHIEVING UNPRECEDENTED LEVELS  
OF INTEGRATION AND  
PUSHING BACK THE BOUNDARIES  
OF WORKING EFFICIENCY.

Thanks to the powerful microprocessor, the Full Touch control panel dialogues with the entire multimedia system and lets the user carry out numerous tasks that save time and make sharing easier.

Images from the new high definition video camera and digital X-rays can be managed directly on the touch screen. It is also possible to transfer images from the control panel to the integrated monitor or an external PC for further processing.



RADICAL  
EVOLUTION

A7.



CLASSE A7 PLUS  
CONTINENTAL



THE FULL TOUCH INSTRUMENT  
CONTROL PANEL IS CURRENTLY  
THE MOST ADVANCED INTERFACE  
AVAILABLE ON A DENTAL UNIT.  
A COMBINATION OF POWERFUL  
MICROPROCESSOR AND LINUX  
OPERATING SYSTEM ENSURE THE  
DENTIST BENEFITS FROM  
FREQUENT UPGRADES  
AND ENHANCED PERFORMANCE  
LEVELS - ALSO IN TERMS OF  
CONNECTIVITY WITH EXTERNAL  
DEVICES - CONSTANTLY BEING  
DEVELOPED BY ANTHOS.



The display shows only the information needed by the dentist at any precise moment; in other words, during treatment the Full Touch unit only shows key data relative to the extracted instrument without filling the display with superfluous information. If further information is required, full data can instantly be called up at the touch of a key; doing so also allows secondary values to be set.



Since this is a touch-sensitive screen requiring only the lightest contact, not a pressure-operated device of the membrane type, all the user needs to do to activate the keys is skim the screen surface, even where covered by a protective film. The only actual 'key' is the one used to deactivate the entire touch-sensitive zone when the glass requires disinfection. Thanks to the utilisation of only high quality materials, both the aspect and performance of the Full Touch panel remain unaltered over time.



Complete with accelerometer, the position of Continental model control panel can be adjusted both horizontally and vertically, even while treatment is in progress.

In endodontics mode, the auto-reverse and auto-forward functions can be activated via the instrument control panel where parameters are also set according to the specific treatment. On the Full Touch interface only, the software automatically sets combined torque-speed values for the file selected from the pre-loaded library.

## THE INTERFACE OF THE FUTURE

# N7.

ANTHOS HAS DEVELOPED  
A COMPREHENSIVE  
RANGE OF EXTREMELY  
HIGH-PERFORMANCE INSTRUMENTS:  
BRUSHLESS MICROMOTORS,  
SCALERS, TURBINES,  
ALL PERFECTLY INTEGRATED  
WITH THE CONTROL ELECTRONICS  
TO ENSURE PRECISE, USER-FRIENDLY  
PARAMETER CONTROL.  
DENTISTS CAN CHOOSE  
THE INSTRUMENTS THAT BEST  
SUIT THEIR NEEDS  
AND CONTINUE TO ADD NEW,  
MORE ADVANCED ONES  
AS THEY ARE DEVELOPED  
AND BECOME AVAILABLE.

Adaptable software allows a wide range of frequently used settings to be saved: up to 4 contra angles or 4 burs for each specialised discipline. In implantology the number of settings ranges from 4 with the Smart Touch to 7 personalised settings with the Full Touch to let the dentist make the guide hole, execute two drilling stages and place the implant.

Torque values can be set at the dentist's discretion via the instrument control panel. The speed range can be adjusted from 100 to 40,000 rpm. In implantology mode, according to the selected contra angle, the motor can reach a torque value up to 70 Ncm.

For treatment requiring aseptic conditions, Anthos supplies the peristaltic pump as a supplementary application on the dentist's module.



The i-MMs induction micromotor is light, compact and really silent. With incorporated LED lighting, the instrument is fully autoclavable. The dentist can manage the instrument in 3 different modes via the touch-screen display: conservative dentistry, endodontics and implantology.

MADE-TO-MEASURE  
PERFORMANCE

A7.



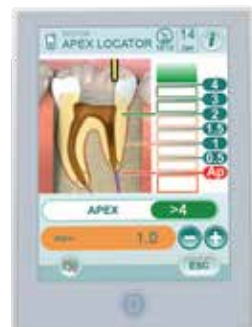
SOFTWARE DEVELOPMENT  
DRIVES NEW PRODUCT  
DEVELOPMENT AND  
INCREASES THE NUMBER OF  
FUNCTIONS AVAILABLE TO  
THE DENTIST.  
GREATER PRECISION.  
CLEAR DATA. LIVE COMMUNICATION.

In managing the multimedia communication system, the sophisticated software operates via a single platform that integrates all the connected devices that provide images and process them. From the high definition camera to the integrated Zen-X sensor that transmits digital X-ray images, data is processed by the software and can be transmitted and processed on the Full Touch control panel display, the medical-grade monitor on the dental unit, an Ethernet-connected external PC or via a USB storage device with an intermediate saving step.

Images captured by the new C-U2 high definition camera are transmitted directly to the display and can be managed with ease. Rotate, adjust the parameters, enlarge and save data: all tasks that the user can carry out simply and precisely.

Via the innovative new cross-device system, Anthos guarantees maximum effectiveness and allows dentists to focus their attention on the patient.

As an optional function, the Classe A7 Plus incorporates the electronic apex locator for endodontic treatment. Its display on both the Smart Touch and Full Touch control panels is an added function made possible by latest-generation dental unit control electronics.



LIMITLESS  
POTENTIAL

A7.

THE PARAMETERS OF THE MOST COMMONLY USED SYSTEMS CAN BE PERSONALISED QUICKLY AND EASILY. THE MEDICAL TEAM CAN SET PARAMETERS FOR UP TO THREE REGULAR USERS, EACH OF WHOM CAN SET PATIENT CHAIR, INSTRUMENT AND HYGIENE DEVICE PARAMETERS AS DESIRED.



Via the instrument control panel the dentist can choose whether to work with air/water spray or water only and can also select the foot control work mode: progressive or fixed power setting.

The 5.7" glass display of the Full Touch panel provides an exceptionally clear view of instrument and dental unit data. Large easy-to-interpret icons enhance user-friendliness when browsing and setting parameters.

An integrated USB port means that not only images but also the personalised parameters of other dentists who occasionally use the dental unit can be saved and then reloaded via a memory stick.

Dentists can set the display to its 'simple' mode or choose a set-up showing detailed information for each instrument. For example, to refine values such as optical fibre brightness, the detailed display is used; when carrying out treatment, the user returns to the simple mode. Similarly, dentists can display the status of both the dental unit and its integrated systems via the INFO icon at top right.



PERSONALISED SETTINGS





CLASSE A7 PLUS  
INTERNATIONAL





## ANTHOS COLOUR

Classe A7 Plus provides a concentrate of technology designed to ensure maximum practicality and exceptional flexibility. Optional unit body colours, special design geometries and clean aesthetics come to the fore to bring out each dentist's unique individuality.





## ANTHOS COLOUR

The dental unit can be personalised by matching the preferred upholstery colour with one of the available unit body colours. Maximum flexibility is ensured by a choice of 14 standard upholstery colours and 8 different colours for the special anatomic padding, made of reinforced visco-elastic fabric.





A COMBINATION OF ADVANCED  
AUTOMATIC DEVICES  
AND CONSTANT DEFENCE  
AGAINST CONTAMINATION FORM  
THE BEDROCK OF THE ANTHOS  
HYGIENE SYSTEM.  
CLASSE A7 PLUS CAN IN FACT BE  
CONFIGURED WITH INDIVIDUAL  
SYSTEMS TO MEET THE DENTIST'S  
SPECIFIC REQUIREMENTS.

Maximum effectiveness is achieved via the synergical action of two systems, W.H.E. and BIOSTER. W.H.E. continually disinfects the spray liquids to prevent the formation of biofilm, while the BIOSTER system carries out programmed disinfection of the spray water feed circuits.

Equipped with a double filter with independent cannula selection, the suction system is flushed and disinfected via an optional automatic device. The assistant can thus direct all the suction power to the individual cannula in use without having to manually close off a cannula.

A peristaltic pump (optional) allows sterile irrigation liquids to be used during oral surgery or implant operations. The touch-screen display ensures accurate control of saline solution flow rates (35 to 100 ml/min) and pump operation. Precision control of integrated systems, also via a single foot control, lets the dentist work more efficiently and enhances the final outcome of treatment.



ACTIVE SAFETY,  
CUTTING-EDGE SYSTEMS

A7.



CLASSE A7 PLUS IS PREPARED  
FOR ALL POSSIBLE FUTURE  
TECHNOLOGICAL DEVELOPMENTS  
THANKS TO THE ADDITION OF  
SYSTEMS DEVELOPED  
TO INTEGRATE SMOOTHLY  
WITH THE DENTAL UNIT ELECTRONICS:  
SYSTEM FUNCTIONS ARE  
IMMEDIATELY MADE AVAILABLE VIA  
EXISTING CONTROL DEVICES.  
THE INNOVATIVE MULTIMEDIA  
SYSTEM CONSISTS  
OF A DIGITAL CAMERA  
AND MEDICAL-GRADE MONITOR,  
AVAILABLE IN EITHER A STANDARD  
OR TOUCH-SCREEN VERSION.



Without having to carry out any mechanical installation or even cable-connect the control device, the integrated X-ray system with hand-held controller offers a "turnkey" solution that improves working efficiency and shortens diagnosis times.

With the intra-oral sensor incorporated on the dentist's module, the diagnostic potential is complete. Immediate on-monitor availability of data means zero waiting times and no interruption to workflow.

**C-U2** Right at the forefront of imaging technology, the C-U2, with a metallic grip, glass optics and LED light diffuser, incorporates a 16:9 HD sensor that captures high definition clinical images and allows them to be shown on the 19" LED Monitor or the Full Touch display. Examinations can be performed without manual focusing thanks to the extensive depth of field: min. 5 mm – max. 70 mm.

The handpiece incorporates a backlit capacitive key. Featuring a raised perimeter to enhance user-friendliness, this key lets users capture and save images unaffected by vibration. The light guide around the handpiece shows camera status.



**19" LED Monitor** A touch-screen version of this medical-grade monitor is also available and can be integrated on the dental unit with a dual-articulation arm (optional). Able to be tilted and positioned as desired on the horizontal plane, it can be brought closer to allow interaction with the software and moved away during actual treatment. LED lighting means reduced power consumption, long-lasting light sources and, above all, excellent contrast, colour intensity and pin-sharp images.

IMMEDIATE INTEGRATION

A7.

INTEGRATION MEANS  
EFFICIENCY AND CONTINUITY.

RXDC AND ZEN-X FORM  
PART OF THE DENTAL UNIT,  
PROVIDING EXCELLENT  
DIAGNOSTIC POTENTIAL  
IN A COMPLETE SYSTEM  
OF DIRECT-COMMUNICATION  
MULTIMEDIA DEVICES.  
OPERATING AND DIAGNOSTIC  
AREAS ARE MELDED INTO ONE,  
ALLOWING DENTISTS  
TO OPERATE MORE  
DIRECTLY AND EFFICIENTLY.



Unlike a conventional X-ray unit, the RXDC provides the added value of integrated Anthos evolution. Thanks to HyperSphere technology, the X-ray head rotates freely on a steel ball coupling and can be positioned with just one hand. An automatic touch-sensitive lock/release device allows effortless repositioning of the head between one exposure and the next.

X-ray sensor integrated on the dentist's module. Precision diagnostics at the touch of a button. Zen-X uses a highly sophisticated three-layer sensor that acquires high resolution images with minimum X-ray doses. Three-layer technology provides years of use without image deterioration.

The sensor, available in 2 different sizes, is rounded to ensure it fits comfortably inside the patient's mouth.

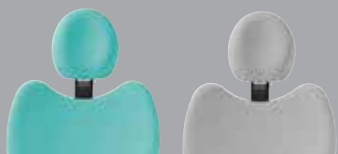


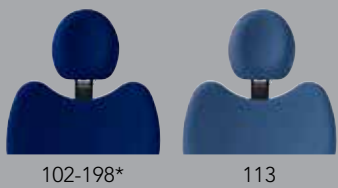


## INTEGRATED X-RAY SYSTEM

The digital control device provides a complete range of easy-to-understand exposure programmes. There is no more complicated programming or panels with a multitude of keys: just select the anatomical region of interest and the RXDC unit automatically calculates the correct exposure.

# A7.





**Anatomical padding**  
Anatomically-shaped padding provides proper support for patients of every build and ensures maximum comfort, especially during prolonged treatment.

**ACTIVE HYGIENE SYSTEMS**

**W.H.E.**



**Water Hygienisation Equipment**  
Automatic system that ensures permanent disinfection of the spray and cup fill circuits via the addition of H<sub>2</sub>O<sub>2</sub>, exerting a bacteriostatic effect. The system has an EN 1717-compliant Type A inlet air gap separation device to prevent contamination of mains water.

**Bioster - Flushing**



**Bioster**, an automatic device that disinfects the water and spray circuits using a 3% hydrogen peroxide solution, ensures thorough sanitation at the end of the treatment session before the next patient's arrival. Contact time can be set from 5 to 30 minutes. The **Flushing** function provides fast, effective rinsing of tubing via a water flow that can be set to last from 1 to 5 minutes.

**A.C.V.S.**



**Suction system flushing and sanitation**  
The automatic suction system flushing-sanitising device carries out rapid flush and subsequent disinfection cycles on the suction system interior.

**S.H.S.**



**Distilled water tank**  
The independent feed tank can hold 1.7 litres and is incorporated on the unit body. The additional tank is supplied for manual water circuit sanitation purposes.



To ensure maximum effectiveness, Anthos recommends the joint use of the optional hygiene systems and utilisation of Peroxy Ag+ (hydrogen peroxide with silver ion enhancement).



**PASSIVE HYGIENE**

**Peristaltic Pump**



The peristaltic pump allows utilisation of sterile irrigating liquids during oral surgery or implant operations.

**O.D.R.**



**Anti-retraction device**  
The O.D.R. anti-retraction device blocks any fluid return and thus prevents backflow contamination of spray water circuits.

The cuspidor bowl with optional powered rotation and optical cup fill sensor is made of ceramic. (Glass version available).  
The elements can be fully dismantled and removed for disinfection

Interchangeable-autoclavable stainless steel tray holder module

Membrane-protected touch keys





Autoclavable silicon instrument support mat

Removable front cover

Cannula ends can be autoclaved

Operating light handles can be removed and cold disinfected or autoclaved

Seamless SKAI upholstery





Venus Plus

- Halogen source
- Colour temperature 4,900 K
- Light intensity 8,000 to 35,000 Lux with potentiometer
- 3-axis rotation

Venus Plus – L LED

- LED light source
- Colour temperature 5,000 K
- Light intensity 3,000 to 50,000 Lux with potentiometer or via infrared sensor
- Power absorption 10W
- Minimum working life 50,000 hours
- 3-axis rotation
- On-off control via infrared sensor

Headrest

The dentist can choose between the Standard mechanical\_movement Headrest and the Comfort version with pneumatic release, which accurately accompanies the patient's head into the perfect treatment position. The Comfort headrest can be adjusted vertically so that it adapts to the tallest of patients.



Wide or narrow backrest

Anthos offers a choice of two different backrest types.



Anthos Patient chair

Certified to lift up to 190 Kg.



Ergonomic S9 stool

Anthos S9 is suitable for people of different builds and can be used by both dentist and assistant. Users can carry out wide-ranging adjustment of height, seat tilt, vertical/horizontal positioning and even the tilt angle of the lumbar support, ensuring optimal stool set-up for everyone.

Conventional stools

Dentist's stool with adjustable seat and backrest tilt. Height-adjustable assistant's stool with fold-down backrest/armrest. Extension kit and footrest ring available as optionals.



INTEGRATED INSTRUMENTS AND ACCESSORIES

Anthos micromotors



i-MMs

A single micromotor with LED lighting suitable for any type of use, from conservative dentistry to oral surgery.

i-MMrL

Extremely compact, with LED lighting, perfect for conservative and prosthetic dentistry.

u-PZ ultrasound scalars



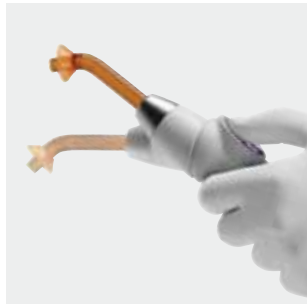
Scalars suitable for supragingival prophylaxis and more invasive periodontic tasks. Thanks to the advanced control electronics, they are also used for the preparation of small cavities and in endodontic root canal cleaning techniques. Available with or without LED lighting.

6F/6F-L Syringe



6-function syringe for air, water, mixed spray with and without heating and version with LED lighting, available for Continental in straight-shaped version, on International with angled tip.

T-LED Curing light



Exclusive patented instrument featuring programmes and accessories for every possible need. Light and articulated, 180° rotation allows use in both direct and 'gun' modes. T-LED can be incorporated as a sixth instrument on both the International and the Continental module.

Stop Vacuum



Exerting pressure on the base of the patient chair during treatment causes temporary interruption of suction.

Foot controls



The multi-function foot control is available in three different ergonomic designs.

- Progressive instrument activation.
- Immediate spray selection.
- Chip Air & Chip Water.
- Joystick-controlled patient chair movements.
- Rinse and home position activation.
- Micromotor rotation reverse and operating light switch-on with instrument extracted.

MULTIMEDIA AND X-RAY DEVICES

RXDC HyperSphere



High-frequency X-ray unit incorporated in the dental unit; features a wireless control device and a 'spherical coupling' positioning system with a pneumatic tube lock/release mechanism.

Zen-X



X-ray sensor incorporated on the dentist's module, fully controlled by the dental unit's multimedia software. Precision diagnostics at the touch of a button and outstanding comfort thanks to specially designed shaping that adapts to the oral cavity effortlessly

C-U2  
Intraoral HD camera



Digital camera integrated with the dental unit software with an HD 16:9 sensor, freeze-frame function and a capacitive key.

19" LED Monitor



- Certified Medical Device as per CE 93/42
  - Optional touch screen
  - 16/9 TFT active matrix flat screen
- The touch-screen version of the monitor requires external support from a PC via a USB cable connection.

High performance induction micromotors, versatile and at the top of their category, smoothly integrated with dental unit electronics and with full memory-function control.